

# Fab Phonics™

## Level 2

This book belongs to:

© Jon & Trina Spivack. All rights reserved. Unauthorized duplication is a violation of applicable laws.

# How to use this workbook

This workbook is designed to be used in conjunction with the Fab Phonics™ Level 2 audio \_\_\_\_\_, however, it can also be effectively used separately.

Pages 1 through 11 contain all the word examples used on the Fab Phonics audio- \_\_\_\_\_, as well as a summary description of the phonics rules. For best results, we recommend that the student read the word examples in the workbook as those examples are given on the \_\_\_\_\_.

If the workbook is not being used in conjunction with the tape, the parent or teacher can read the letter sounds or applicable phonics rule to the student, and then assist the student in decoding each of the word examples.

Pages 12 through 24 contain exercises which reinforce the letter sounds and phonics rules that the student has already learned. To ensure success, the student should complete these exercises only after becoming familiar with the letter sounds and phonics rules which the exercises cover. This workbook also contains a “pull-out” section with answers to the exercises. This section should be removed before the student begins the exercises.

Questions? Comments? Here's how to reach us.....

Learning Quest  
P.O. Box 1698  
Carmichael, CA 95609-1698  
(916) 332-9544

# TABLE OF CONTENTS

## I. Learning the common sounds for consonant and vowel blends - word examples

Common consonant blends (2 letters, 2 sounds)	page 1
Consonant <u>digraphs</u> (sh, wh, ph, gh, ch, th)	page 2
Consonant blends (2 letters, 1 sound)	page 4
Silent Consonants	page 4
The silent "e"	page 6
Vowel <u>digraphs</u>	page 7
<u>Diphthongs</u> (ow, oi, oy, ou)	page 10
R-controlled vowels	page 11

## II. Exercises

Consonant blends	page 12
Consonant <u>digraphs</u>	page 15
Silent consonants	page 16
The silent "e"	page 17
Vowels and vowel blends	page 18
<u>Diphthongs</u>	page 24
R-controlled vowels	page 25

# I. Common Consonant Blends

(two letters, two sounds)

bl: blast blank black blend

dr: drop dress drink

st: start stop still star

str: strap strip street

Consonant blends may appear at the end of a word.

nd: and friend

More common consonant blends:

tr: trap tree truck

fl: flip flat fly

To learn additional consonant blends, turn to the exercises on pages 12-14.

## II. Consonant Digraphs

Some consonant blends make a sound which is different than either of the letters which make up the blend. These are called consonant **digraphs**.

sh: she      shot      ship      shall

Consonant **digraphs** can appear at the end of a word.....

sh: wash      fish      wish

.....or even in the middle of a word.

sh: fashion      bashful

More consonant **digraphs**...

wh: what      when      where      why

ph: phone      photo      alphabet      graph

Some consonant **digraphs** can stand for more than one sound.

gh

/f/: laugh rough tough enough

silent: brought thought  
light daughter

ch

/ch/: chat chip chop chug

/k/: school chord echo

/sh/: chef machine

th

"hard": the that this then

"soft": thank thing three thin

For additional practice with consonant **digraphs** see exercise on page 15.

### III. Consonant Blends

(Two consonants, one sound.)

When two of the same letter appear next to each other in a word, only one is heard.

miss      full      hello      better

When "c" and "k" appear next to each other in a word, only the "k" sound is heard.

stick      sock      luck

### IV. Silent Consonants

In some consonant blends, one of the consonants is silent. For example, when "k" appears at the beginning of a word, and is followed by the letter "n", the "k" will usually be silent.

silent "k":      knife      knew      knee

When "g" appears at the beginning of a word, and is followed by the letter "n", the "g" will usually be silent.

silent "g":      gnat      gnash      gnarled

When "w" appears at the beginning of a word, and is followed by the letter "r", the "w" will usually be silent.

silent "w":            write    wrist    wreck

When "r" follows "s" in the middle of a word, the "r" will often be silent.

silent "r":            listen    fasten    rustle

Sometimes, a consonant will be silent even if it is not part of a specific consonant blend.

silent "h":            honor    herb    heir

silent "b":            debt    crumb    limb

silent "l":            half    would    walk

For additional practice with silent consonants, see exercise on page 16.



## V. The Silent "e"

When the "e" appears at the end of a word, it is usually silent. A silent "e" at the end of a word usually means that the vowel before the "e" will make a long-vowel sound.

Word without "e":  
short vowel sound

Word with "e":  
long vowel sound

at	+	e	=	ate
man	+	e	=	mane
mad	+	e	=	made
kit	+	e	=	kite
pin	+	e	=	pine
rip	+	e	=	ripe
hop	+	e	=	hope
not	+	e	=	note
mop	+	e	=	mope
cub	+	e	=	cube
cut	+	e	=	cute
us	+	e	=	use

Exceptions to the silent "e" rule:

1. The silent "e" ending doesn't always mean the vowel before the "e" will have a long vowel sound. Several common exceptions: come, have.

2. An "e" at the end of a word is not always silent. When a word is made up of one consonant + "e" or "ee", the "e" is not silent, but makes a long-e sound.

me      he      be      we      see

For additional practice with the silent "e", See the exercise on page 17.

# VI. Vowel Digraphs

(Vowel blends which make a single vowel sound.)

Vowel **digraphs** which make a long "a" sound:

ai:      train      wait      rain      ail  
(Common exceptions: said, again, hair)

ay:      way      say      stay      may

Vowel **digraphs** which make a long "e" sound:

ee:      sleep      bee      keep      feet  
(Common exception: been)

ei:      receive              seize  
            receipt              ceiling  
(Common exceptions: their, eight, height)

Vowel **digraphs** which make a short "o" sound:

aw:      saw      draw      lawn      crawl

au:      auto      haul      fault      caught

Vowel **digraphs** which make a long "o" sound:

oa:      boat      soap      coat      goat

oe:      toe      hoe      goes      foe  
(Common exception: shoe)

Vowel **digraphs** which make an /oo/ sound:

ui:      fruit      suit      juice      cruise

ue:      blue      true      glue      clue

Some vowel **digraphs** can stand for more than one single-vowel sound.

ea =

long-e:      read      eat      each      please

short-e:      bread      health      ready

long-a:      great      break      steak

(Common exceptions: hear, year)

oo =

/oo/ sound:      food      soon      room

other:      book      good      took

ew =

/oo/ sound:      new      stew      flew

long-u:      few      mew

(Common exception: sew)

ie =

long-e:            field    thief    chief

long-i:            pie      tie      lie

ou =

/oo/ sound:      you      soup    group

ow diphthong: out      found    around

(Common exceptions: four, should, touch)

ow =

ow diphthong: town      down    how

long-o:            know    grow    show

For a review of vowel blends, turn to the exercises on pages 18-23.

## VII. Diphthongs

Diphthongs are vowel blends which are pronounced by sliding from one vowel sound to another vowel sound.

Diphthongs which make the "ow" sound:

ou:      out      found      around

ow:      town      down      how

Diphthongs which make the "oy" sound:

oi:      boil      void      moist

oy:      boy      toy      loyal

For a review of diphthongs, see exercise on page 24.

## VII. Vowels Followed by "r"

The letter "r" usually causes the preceding vowel to make a sound that is neither short nor long.

er: after      ever      father      fern

ir: bird      girl      first      birthday

ur: hurt      picture      hurry      turn

or: work      word      worst      worry

Another "or" sound.....

or: fork      corn      storm      torch

ar: car      hard      farm      dark  
(Common exception: dollar)

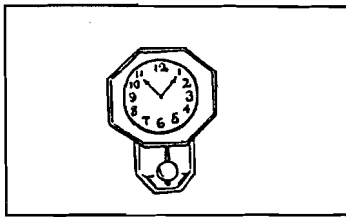
Vowel-r-e: stare      there      store      nurse

For a review of r-controlled vowels, see exercise on page 25.

# Consonant blends

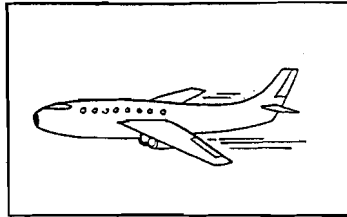
Write the consonant blend in the blanks, below, then say each word.  
Hint: the first word in each group is the item in the picture above it.

cl



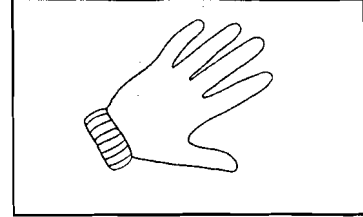
\_\_\_ ock  
\_\_\_ ap  
\_\_\_ ub

pl



\_\_\_ ane  
\_\_\_ ant  
\_\_\_ um

gl




\_\_\_ ove  
\_\_\_ ad  
\_\_\_ ass

nk




sku \_\_\_  
dri \_\_\_  
ba \_\_\_

ng



ki \_\_\_  
ra \_\_\_  
so \_\_\_

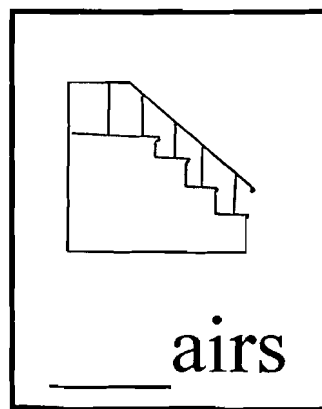




nt



pa \_\_\_ s  
we \_\_\_  
se \_\_\_

# Consonant blends


Say the name of each picture. Fill in the correct consonant blends to name each picture. Hint: all blends begin with the letter "s".






# Consonant blends


Say the name of each picture. Circle the correct blend. Fill in the correct letters to name the picture.




\_\_\_apes




\_\_\_ush



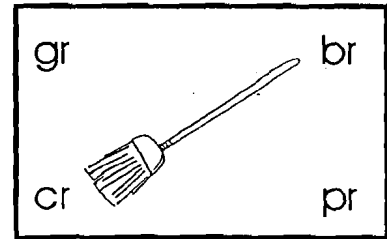
\_\_\_ab



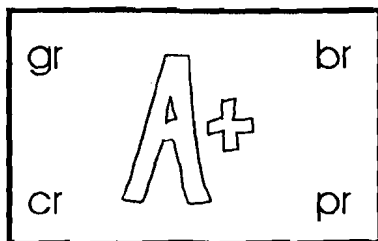
\_\_\_esents




\_\_\_own



\_\_\_oom



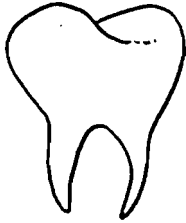
\_\_\_ade




\_\_\_ize

# Consonant digraphs


Draw a line from each digraph to a picture whose name begins or ends with that sound.



sh




ch



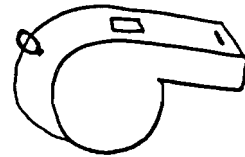
th



wh




sh



ch



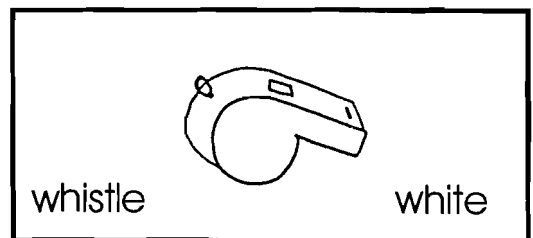
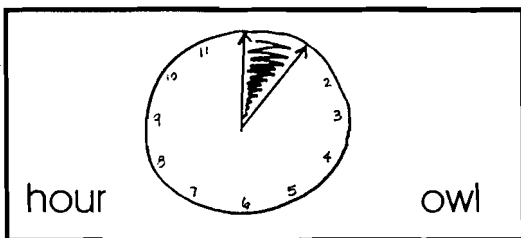

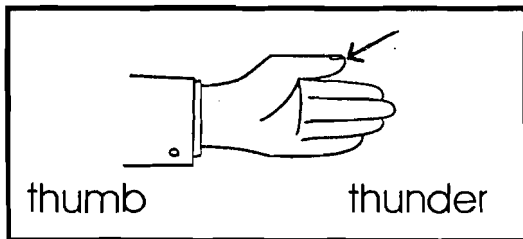
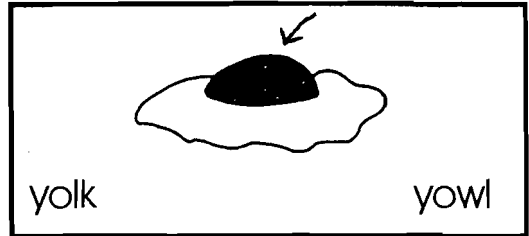
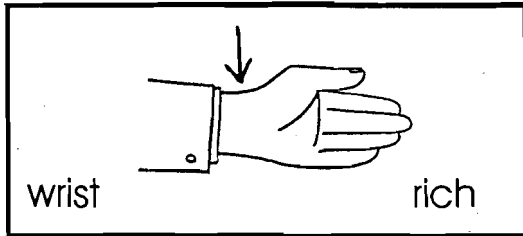
th



wh

# Silent consonants

Circle the word that names each picture. Write the silent consonant below each picture.



# Silent "e"

Say each word. Write an "s" next to the words that have a short vowel sound, and write an "l" next to the words that have a long vowel sound.

can \_\_\_\_\_

cane \_\_\_\_\_

rip \_\_\_\_\_

ripe \_\_\_\_\_

rob \_\_\_\_\_

robe \_\_\_\_\_

pet \_\_\_\_\_

Pete \_\_\_\_\_

bake \_\_\_\_\_

mute \_\_\_\_\_

tap \_\_\_\_\_

sit \_\_\_\_\_

Bonus words (exceptions):

have \_\_\_\_\_

me \_\_\_\_\_

# Vowels and vowel blends

(Long-a sound)

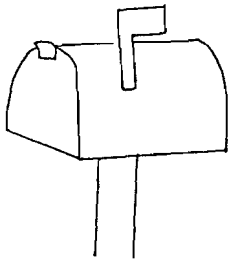
The following vowels and vowel blends sometimes make a long-a sound: ai, ay, a (especially if followed by silent "e"). Read each word, below. Draw a line from the word to the correct picture. Underline the letters in each word which make the long-a sound. (Note: In silent "e" words, underline the "a" and the silent "e".)



train




mailbox



skate





gate



tray

rain



rake

# Vowels and vowel blends

(Long-e sound.)

The following vowels and vowel blends can sometimes make a long-e sound: e, ee, ea, ei, ie, and y (especially at the end of a multi-syllable word). Read each word below. Circle the letter or letters which make a long-e sound.

baby

field

peanut

between

ceiling

happy

green

read

brief

deceive


clean

# Vowels and vowel blends

(Short-o sound)

The vowel and vowel blends listed below all can make a short-o sound. Write the vowel or vowel blends in the blanks, then say each word. Hint: The first word from each group is the item in the picture above it.

au




\_\_\_to

h\_\_\_l

f\_\_\_lt

\_\_\_gust

aw




s\_\_\_

y\_\_\_n

cr\_\_\_l

l\_\_\_n

o



d\_\_\_g

n\_\_\_t


r\_\_\_cket

\_\_\_dd


# Vowels and vowel blends

(Long-o sound)


The following vowel and vowel blends can make a long-o sound: oa, oe, ow, and o (especially if followed by a silent "e"). Circle the word that names each picture.




boot  
boat  
bottle



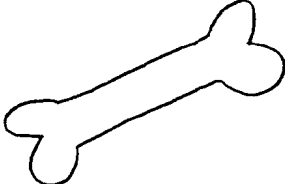
toe  
too  
toy




rope  
rob  
robe



boil  
brow  
bowl




bone  
bow  
bonnet



hoe  
hook  
hot



snow  
soil  
soon



coat  
count  
cot



# Vowels and vowel blends

(/oo/ sound)

The following vowel blends can make an /oo/ sound: ui, ue, ew, and oo. Read each word. Circle the letters in each word which make an /oo/ sound.

zoo

chew

true

balloon

fruit

jewel

tool

clue

grew

suit


blue

# Vowels and vowel blends

("ea")

The "ea" blend can make 3 common sounds: long-e, long-a, and short-e. Write the "ea" in the blanks, below, then say each word. Hint: The first word from each group is the item in the picture above it.

long-e

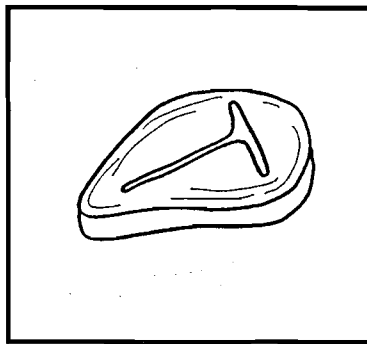


l\_\_f

\_\_st

p\_\_nut

long-a




st\_\_k

gr\_\_t

br\_\_k

short-e




f\_\_ther

br\_\_d


inst\_\_d

# Diphthongs


Say the name of each picture. Circle the diphthong which is in the name. Fill in the missing letters below the pictures.




cl\_\_d



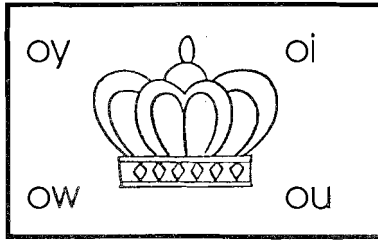
b\_\_



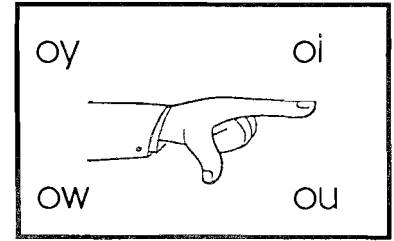
fl\_\_er




c\_\_ns




cr\_\_n



p\_\_nt



t\_\_









m\_\_se

# Pull-out Answer Section



## Consonant blends

Write the consonant blend in the blanks, below, then say each word.  
Hint: the first word in each group is the item in the picture above it.

cl	pl	gl
		
cl ock	pl ane	gl ove
cl ap	pl ant	gl ad
cl ub	pl um	gl ass
nk	ng	nt
		
skun k	ki ng	pan t s
dri nk	ra ng	wen t
ban k	so ng	se nt


## Consonant blends

Say the name of each picture. Fill in the correct consonant blends to name each picture. Hint: all blends begin with the letter 's'.


 st ar	 sk ate	 sp ideo
 sn ail	 sn ow	 sk unk
 sp oon	 st airs	

## Consonant blends

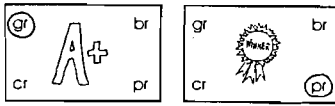
Say the name of each picture. Circle the correct blend. Fill in the correct letters to name the picture.



gr apes      br ush      cr ab



pr esents      cr own      br oom

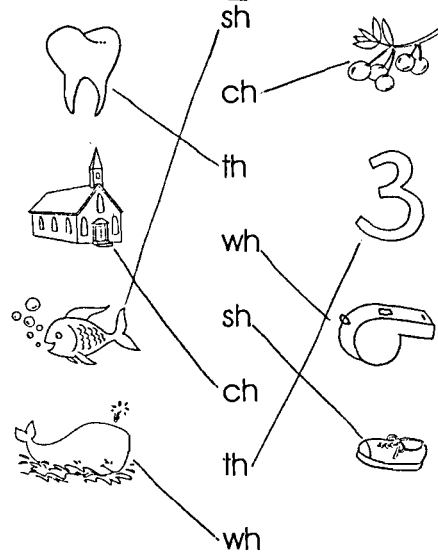


gr ade      pr ize

-14-

## Consonant Digraphs

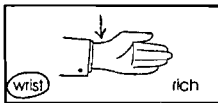
Draw a line from each digraph to a picture whose name begins or ends with that sound.



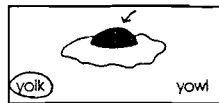
-15-

## Silent consonants

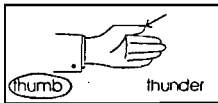
Circle the word that names each picture. Write the silent consonant below each picture.




w



l



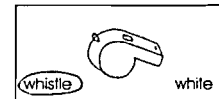
b



k



h



t

-16-

## Silent "e"

Say each word. Write an "s" next to the words that have a short vowel sound, and write an "l" next to the words that have a long vowel sound.

can    s      cane    l

rip    s      ripe    l

rob    s      robe    l

pet    s      Pete    l

bake    l      mute    l

tap    s      sit    s

Bonus words (exceptions):

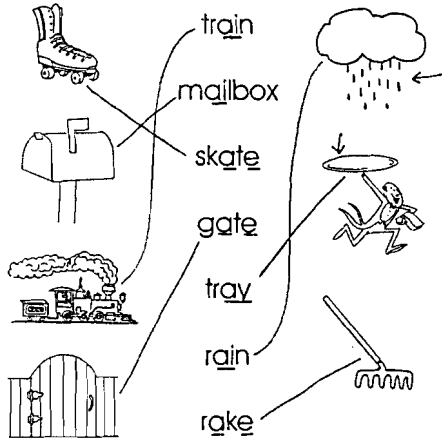
have    s      me    l

-17-

## Vowels and vowel blends

(Long-a sound)

The following vowels and vowel blends sometimes make a long-a sound: ai, ay, a (especially if followed by silent "e"). Read each word, below. Draw a line from the word to the correct picture. Underline the letters in each word which make the long-a sound. (Note: In silent "e" words, underline the "a" and the silent "e".)



-18-

## Vowels and vowel blends

(Long-e sound.)

The following vowels and vowel blends can sometimes make a long-e sound: e, ee, ea, ei, ie, and y (especially at the end of a multi-syllable word). Read each word below. Circle the letter or letters which make a long-e sound.

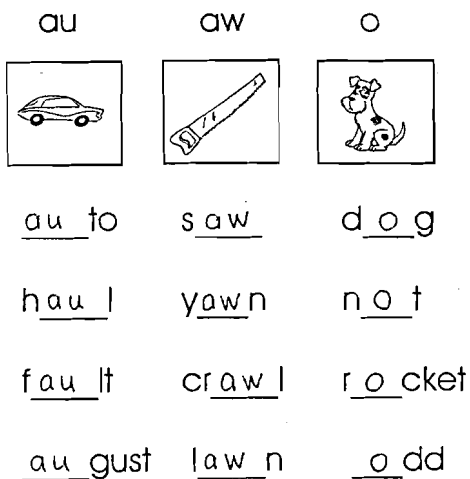


-19-

## Vowels and vowel blends

(Short-o sound)

The vowel and vowel blends listed below all can make a short-o sound. Write the vowel or vowel blends in the blanks, then say each word. Hint: The first word from each group is the item in the picture above it.




-20-

## Vowels and vowel blends

(Long-o sound)

The following vowel and vowel blends can make a long-o sound: oa, oe, ow, and o (especially if followed by a silent "e"). Circle the word that names each picture.



-21-

## Vowels and vowel blends

(/oo/ sound)

The following vowel blends can make an /oo/ sound: oi, ue, ew, and oo. Read each word. Circle the letters in each word which make an /oo/ sound.

zoo

chew

true

balloon

fruit

jewel

food

clue

grew

suit

blue

-22-

## Vowels and vowel blends

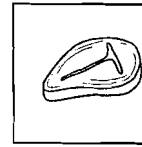
("ea")

The "ea" blend can make 3 common sounds: long-e, long-a, and short-e. Write the "ea" in the blanks, below, then say each word. Hint: The first word from each group is the item in the picture above it.

long-e

long-a

short-e



lea f

stea k

fea ther

ea st

grea t

brea d

pea nut

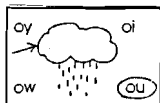
brea k

instea d

-23-

## Diphthongs

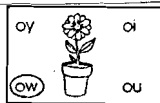
Say the name of each picture. Circle the diphthong which is in the name. Fill in the missing letters below the pictures.




clou d




bo y



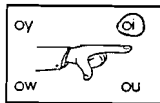
flow er




coi ns




crow n



poi nt



toy

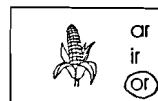


mou se


-24-

## R-controlled vowels


Say the name of each picture. Circle the correct vowel + r. Write the correct vowel + r in the blanks, below.




car n




bir d




chur ch




spide r



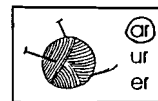
jar



hor se



tur tle



yar n

-25-